

→ GLOWPEAR™ URBAN GARDEN

COMMERCIAL OPTIONS AND APPLICATIONS

→ GLOWPEAR™ CAFE PLANTER



GLOWPEAR™ CAFE PLANTER IN ACCOYA® PINE

FEATURES

TIMBER FRAMED DOUBLE PLANTER

HIGH PERFORMANCE & SUSTAINABLE ACCOYA® TIMBERS

LOCKABLE CASTORS SUIT COMMERCIAL / RETAIL APPLICATIONS

ALL THE BENEFITS OF A SELF WATERING SOLUTION

SUITS MANUAL WATERING / OPTIONAL OVER-FLOW MANAGEMENT

SUITABLE FOR COMMERCIAL OR PUBLIC SPACE APPLICATIONS

→ GLOWPEAR™ CAFE PLANTER



SOIL CAPACITY:	120.0 LITRES	31.70 GALLONS
WATER RESERVOIR:	26.0 LITRES	6.87 GALLONS
SOIL (PLANTING) DEPTH:	200 MM	7.9 IN
TYP. FILLED WEIGHT:	140.0 KG	308.6 LB
*MAX. FILLED WEIGHT:	260.0 KG	573.2 LB

*USE FOR ENGINEERING CALCULATIONS

→ GLOWPEAR™ URBAN GARDEN PLANTER

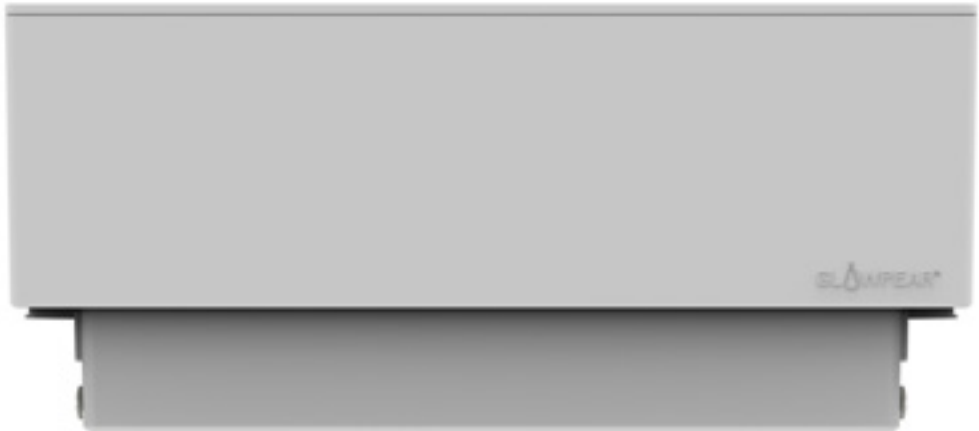


750 mm



480 mm

505 mm



235 mm

330 mm

→ CONTINUOUS IN-LINE CONFIGURATION



FEATURES

PLANTERS CAN FORM CONTINUOUS BOUNDARY OR DIVIDING WALLS

SHARED WATER SUPPLY VIA LINKED RESERVOIRS

SUITS MANUAL WATERING OR AUTOMATIC IRRIGATION

AUTO WATERING LINES CAN FEED UNLIMITED* UNITS

SUITABLE FOR COMMERCIAL OR PUBLIC SPACE APPLICATIONS

* REQUIRES WATERING INPUT EVERY 3 PLANTERS

→ SPACED INDIVIDUAL CONFIGURATION



FEATURES

PLANTERS CAN BE SPACED TO SPAN LARGE DISTANCES

GREAT FOR SUPPORTING CLIMBING PLANTS (WALL COVERINGS)

SUITS MANUAL WATERING OR AUTOMATIC IRRIGATION

AUTO WATERING LINES CAN FEED INDIVIDUAL UNITS

SUITABLE FOR COMMERCIAL OR PUBLIC SPACE APPLICATIONS

→ BANKED / GROUPED CONFIGURATION



FEATURES

PLANTERS CAN FORM CONTINUOUS BOUNDARY OR DIVIDING WALLS

PLANTERS CAN BE SPACED TO SPAN LARGE DISTANCES

SHARED WATER SUPPLY VIA LINKED RESERVOIRS

SUITS MANUAL WATERING OR AUTOMATIC IRRIGATION

AUTO WATERING LINES CAN FEED UNLIMITED* UNITS

SUITABLE FOR COMMERCIAL OR PUBLIC SPACE APPLICATIONS

* REQUIRES WATERING INPUT EVERY 3 PLANTERS

→ SEMI-CONCEALED



SEMI-CONCEALED PLANTER WITH TIMER BASE

FEATURES

PLANTERS RECESSED INTO SOLID CAVITY/FRAME

ALL THE BENEFITS OF A SELF WATERING SOLUTION

NO COMPROMISE TO DESIGN OR MATERIAL FINISHES

FULLY CONCEALED WATERING AND DRAINAGE

SUITS MANUAL WATERING OR AUTOMATIC IRRIGATION

SUITABLE FOR COMMERCIAL OR PUBLIC SPACE APPLICATIONS

→ SEMI-CONCEALED



SEMI-CONCEALED PLANTER WITH CORTEN STEEL BASE

FEATURES

PLANTERS RECESSED INTO SOLID CAVITY/FRAME

ALL THE BENEFITS OF A SELF WATERING SOLUTION

NO COMPROMISE TO DESIGN OR MATERIAL FINISHES

FULLY CONCEALED WATERING AND DRAINAGE

SUITS MANUAL WATERING OR AUTOMATIC IRRIGATION

SUITABLE FOR COMMERCIAL OR PUBLIC SPACE APPLICATIONS

→ FULLY CONCEALED



FEATURES

PLANTERS RECESSED INTO SOLID CAVITY/FRAME

ALL THE BENEFITS OF A SELF WATERING SOLUTION

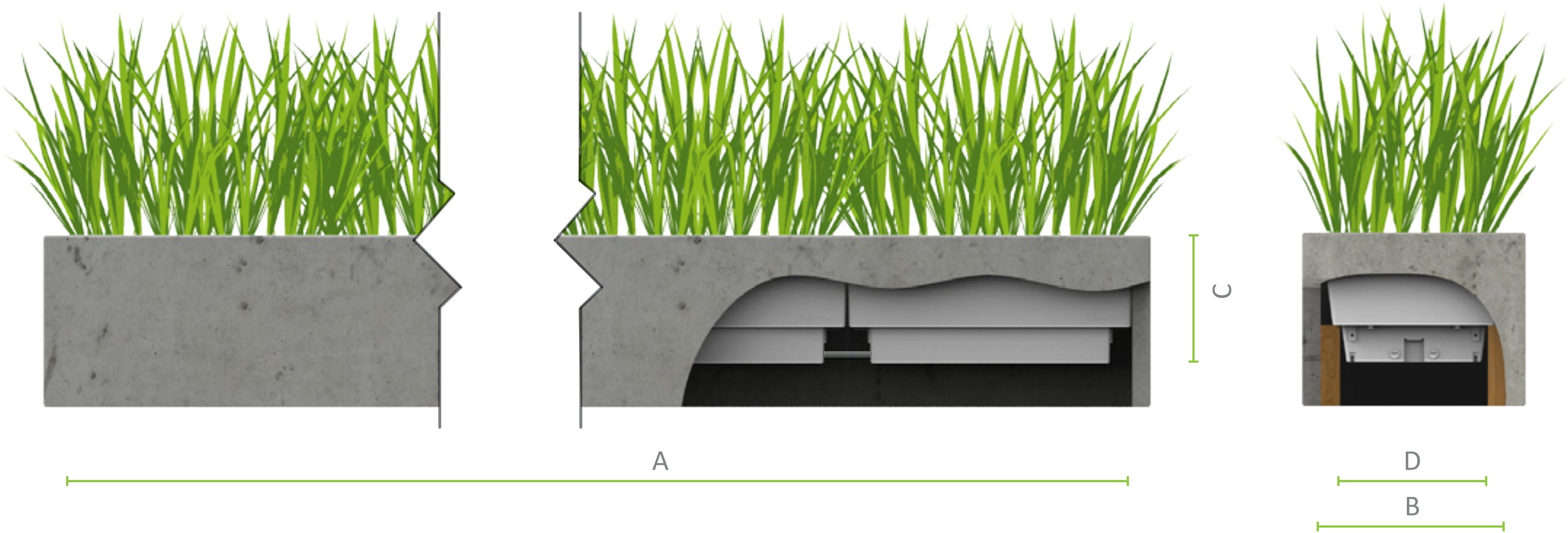
NO COMPROMISE TO DESIGN OR MATERIAL FINISHES

FULLY CONCEALED WATERING AND DRAINAGE

SUITS MANUAL WATERING OR AUTOMATIC IRRIGATION

SUITABLE FOR COMMERCIAL OR PUBLIC SPACE APPLICATIONS

FULLY CONCEALED PLANTER IN PRE-CAST CONCRETE BASE



INSTALLATION DIMENSIONS


A	*n x 755mm	INTERNAL CAVITY LENGTH
B	485mm	INTERNAL CAVITY WIDTH
C	350mm	INTERNAL MIN. CAVITY DEPTH
D	385mm	SUPPORT SPACING (INSIDE)

* WHERE n DENOTES NUMBER OF PLANTERS IN CAVITY

NOTES

- PLANTERS REQUIRE SUPPORT UNDER LONG SIDES (SUPPORT TO BE CONTINUOUS OR A MIN. OF 2 PLACES / PLANTER)
- PLANTERS CAN BE FITTED WITH CONCEALED WATERING SYSTEMS IN SPECIFIED CAVITY
- A DRAINAGE TRAY CAN BE INSTALLED UNDER PLANTERS TO DIRECT OVER-FLOW TO A SINGLE DRAINAGE POINT

→ WATERING OPTIONS



AUTOMATIC WATERING REQUIREMENTS:

1. PRESSURE REDUCER (MAX. SUPPLY 100 KPa)
2. SUPPLY LINE - 25mm POLY-HOSE OR EQUIVALENT
3. TEE FITTING - 25mm TO 15mm
4. CONNECTION LINE - 15mm FLEXIBLE TUBING

→ WATERING OPTIONS



RECOMMENDATIONS:

UP TO 3 PLANTERS CAN BE CONNECTED IN-LINE WITHOUT ADDITIONAL WATERING LINES FITTED TO THE RESERVOIR (EG. FIT WATERING LINE TO EVERY 4TH CONNECTED PLANTER)

FOR BEST RESULTS, INSTALL SUPPLY LINES AT EITHER END OF A BANK OF 3-6 PLANTERS

USE OF AN AUTOMATIC TIMER IS HIGHLY RECOMMEND FOR AUTOMATED SYSTEMS

NOTES:

FLOAT VALVE INTEGRATION (COMING SOON)

... more exciting Glowpear™ products COMING SOON!

GLOWPEAR™ CONTACT DETAILS:

Glowpear™ Pty Ltd
206 Montague Street,
South Melbourne, VIC Australia, 3205
Joel Anderson - Commercial Director
E joel@glowpear.com.au
P +61 422-713-193