


SERIES



 Derek Swalwell

Washington Street - Chamberlain Javens Architects



The O Series is a handmade range of timber door hardware.

Designed and made in Tasmania, our products highlight the natural beauty of timber, and emphasise a sustainable approach to using this most precious resource.

Crafted by some of Tasmania's best woodturners, the O Series is unique and beautiful.

Karryn & Dean

ABOUT

WHERE

The O series is designed for joinery, solid core door and wall hook applications.

INSTALLATION

Items can be installed in a single sided, back to back or coat hook configuration. They are best suited to internal applications.

A NATURAL PRODUCT

All products are handmade by Tasmanian Craftsmen, from hand selected timbers. Variations in colour and pattern are to be expected and add to the beauty of this artisan product. No two pieces are alike.

IS IT GREEN?

When you order an 'O' series product, you can rest assured you are purchasing an environmentally responsible product. We only use timber classified as 100% waste or FSC certified.

PLACING AN ORDER

When placing an order please specify the chosen quantity, handle size, timber species, selected finish and location.

FIXINGS

All items are supplied with fixings to allow a simple installation process.

FINISH

Items are available in raw and clear finishes, as well as a limited range of colours.

TIMBER

We can source Tasmanian, Mainland Australian and Overseas timber species.

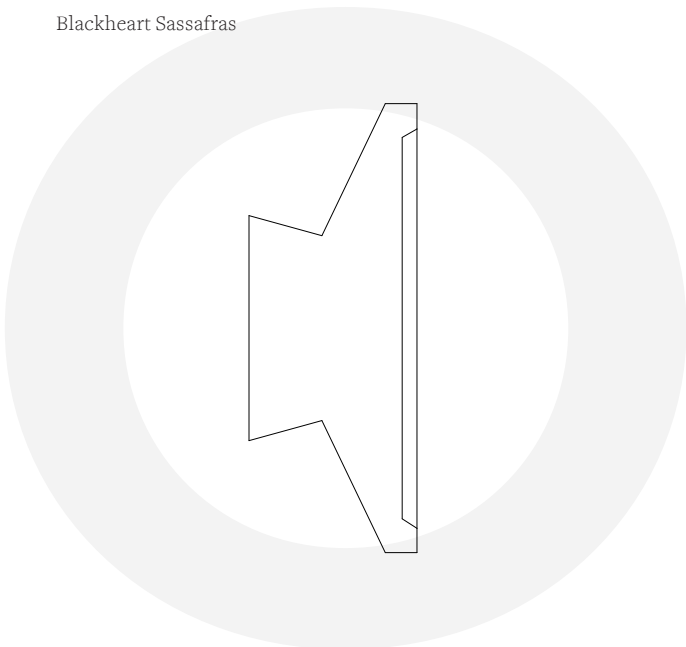
MADE TO ORDER

All items are made to order. A lead time of approximately 4 weeks will be required.

STEALTH



Blackheart Sassafras



AVAILABLE SIZES

60ø	29mm projection
90ø	34mm
120ø	40mm
150ø	45mm
180ø	45mm
200ø	45mm

Reduced 35mm projection
available for 120ø upward

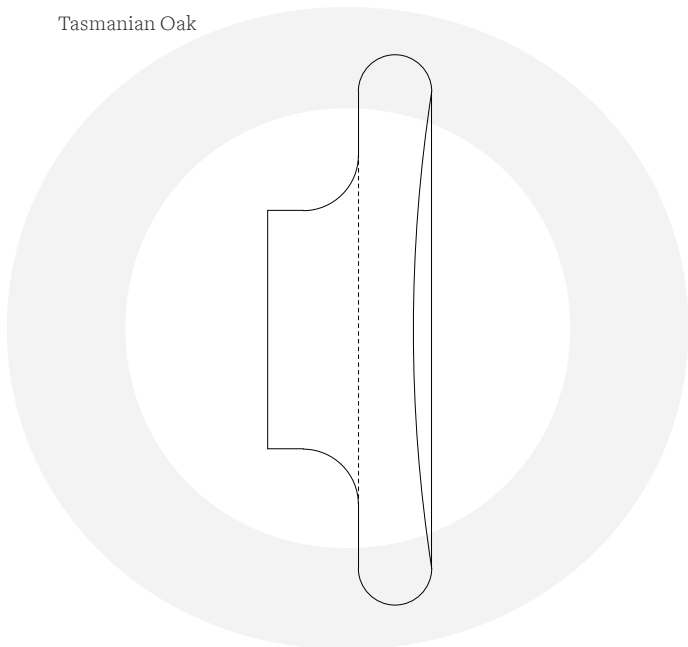
DETAILS

Surface Mount Installation

DOUGHBOY



Tasmanian Oak



AVAILABLE SIZES

90ø	35mm projection
120ø	35mm
150ø	45mm
180ø	45mm
200ø	45mm

Reduced 35mm projection
available for 150ø upward

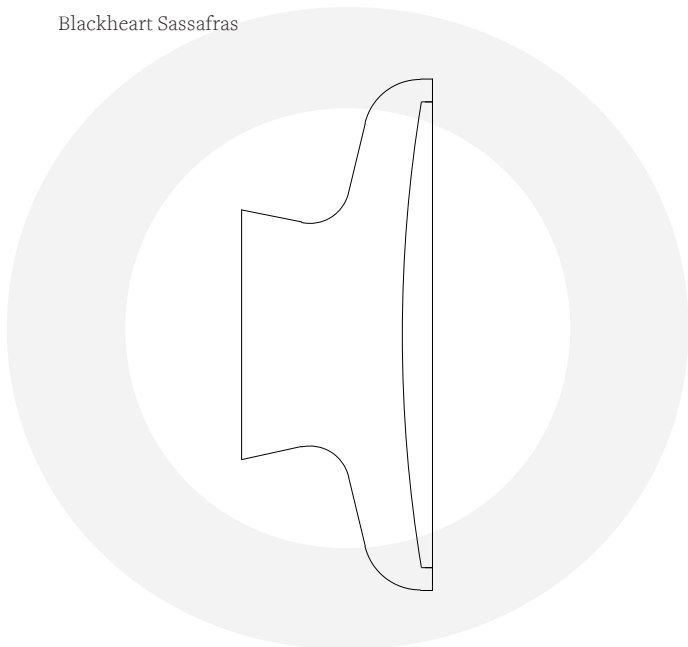
DETAILS

Surface Mount Installation

BIG O



Blackheart Sassafras



AVAILABLE SIZES

60ø	29mm projection
90ø	35mm
120ø	40mm
150ø	45mm
180ø	45mm
200ø	45mm

Reduced 35mm projection
available for 120ø upward

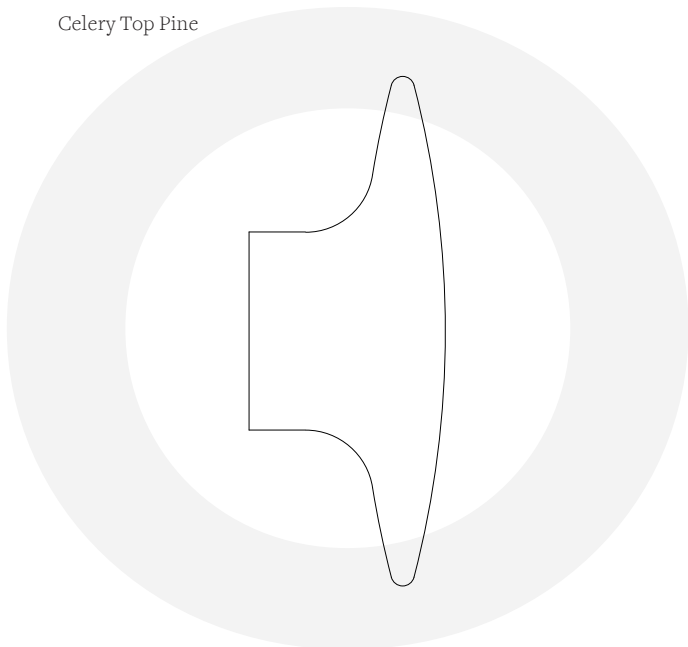
DETAILS

Surface Mount Installation

CURVY



Celery Top Pine



AVAILABLE SIZES

60ø	29mm projection
90ø	35mm
120ø	40mm
150ø	45mm
180ø	45mm
200ø	45mm

Reduced 35mm projection
available for 120ø upward

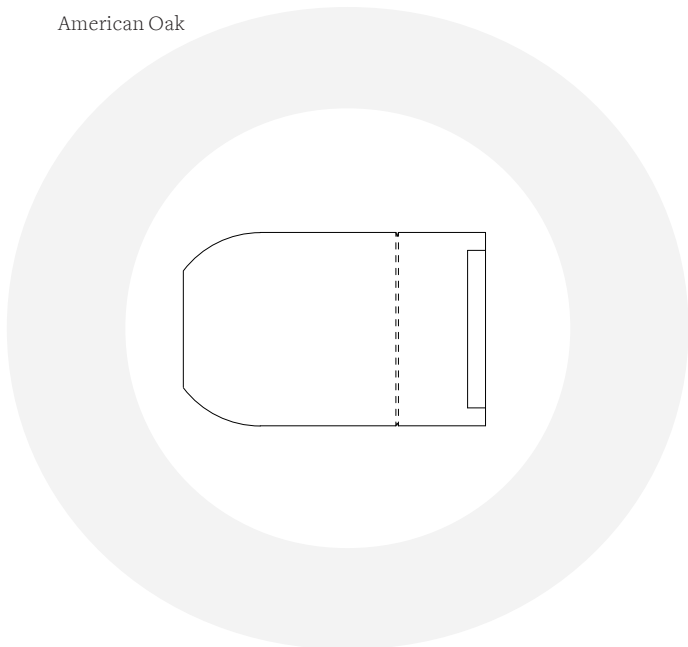
DETAILS

Surface Mount Installation

KABOOM



American Oak



AVAILABLE SIZES

32 \varnothing | 50mm projection


DETAILS

Surface Mount Installation

SPLAY



Tasmanian Oak



AVAILABLE SIZES

90Ø | 9mm projection


DETAILS

For use with Sliding Doors only
Recessed Installation required

O-RING



Spotted Gum



AVAILABLE SIZES

90Ø | 3mm projection
150Ø | 3mm


DETAILS

For use with Sliding Doors only
Recessed Installation

MINI O-RING



Tasmanian Oak (pictured with black Splay)



AVAILABLE SIZES

50Ø | 3mm projection


DETAILS

For use with Sliding Doors
and cupboard doors. Recessed
Installation

MENISCUS



American Oak



AVAILABLE SIZES


85ø	30mm projection
120ø	35mm
150ø	45mm
200ø	45mm

DETAILS

Surface Mount Installation



Tasmanian Oak



AVAILABLE SIZES

92dia | 3mm projection

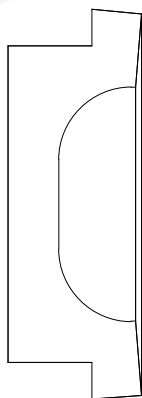
DETAILS

A timber cable tidy for benchtops
'or' a peep hole in a door

SCOOP



Blackheart Sassafras



AVAILABLE SIZES

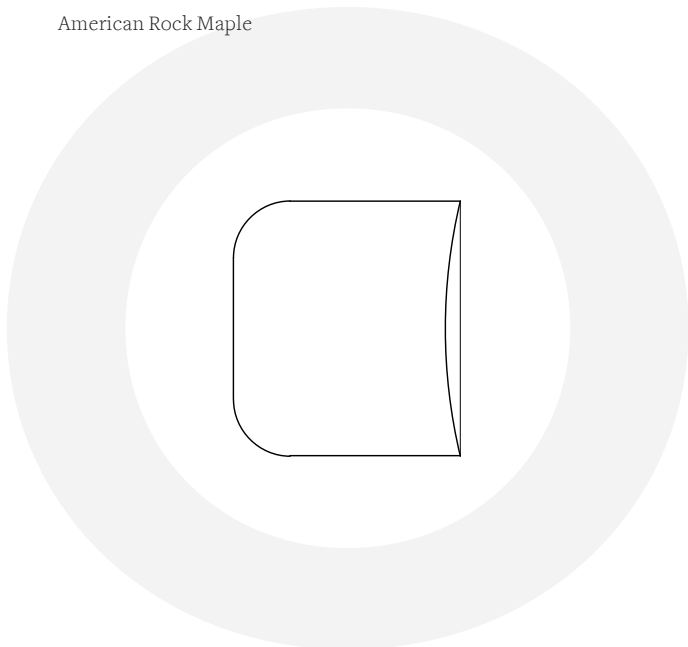
70Ø | 8mm projection

DETAILS

For use with Sliding Doors only
Recessed Installation



American Rock Maple



AVAILABLE SIZES

45Ø | 40mm projection


DETAILS

Surface Mount installation

DISCUS



Celery Top Pine



AVAILABLE SIZES

150Ø | 32mm projection


DETAILS

For use with Sliding Doors only
Surface Mount Installation

SMOKE



Celery Top Pine



AVAILABLE SIZES

150Ø | 32mm projection

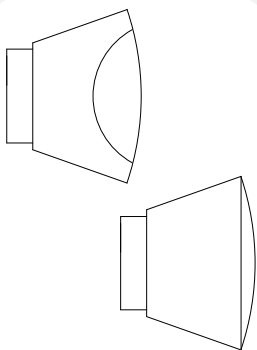
DETAILS

For use with Sliding Doors only
Surface Mount Installation

HANG-UPS



Myrtle



AVAILABLE SIZES

600 | 50mm projection

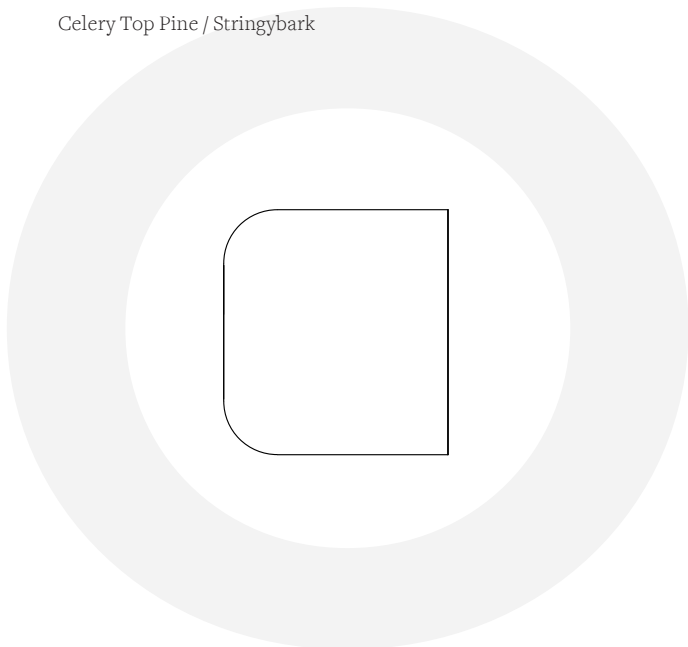
DETAILS

Surface Mount Installation

THE THING



Celery Top Pine / Stringybark



AVAILABLE SIZES

55 \varnothing | 50mm projection

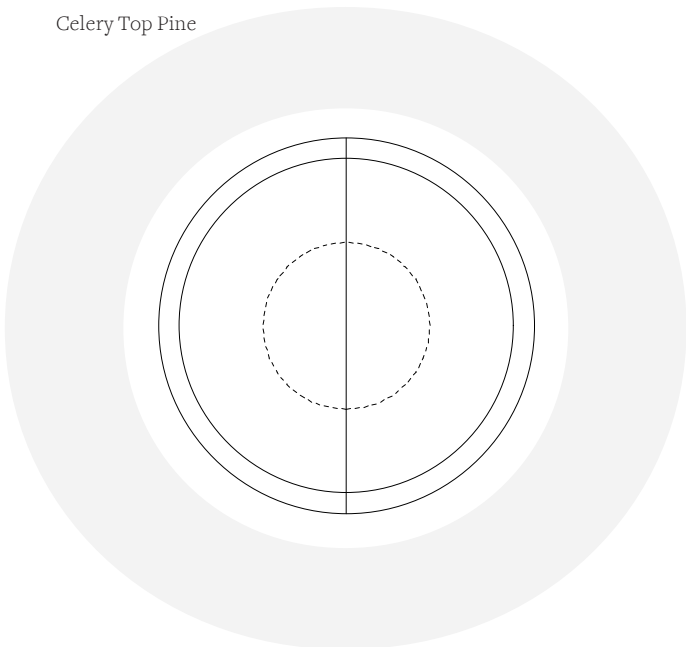
DETAILS

Surface Mount Installation

SPLIT



Celery Top Pine



AVAILABLE SIZES

900 | Minimum
4000 | Maximum


DETAILS

Curvy / Big O / Stealth and Doughboy are available in Split configuration.

FLAP|JACK



Blackbutt



AVAILABLE SIZES

120Ø	30mm projection
150Ø	30mm
200Ø	30mm


DETAILS

Available in whole and split configuration. Grain direction can be diagonal or vertical



 Derek Swalwell

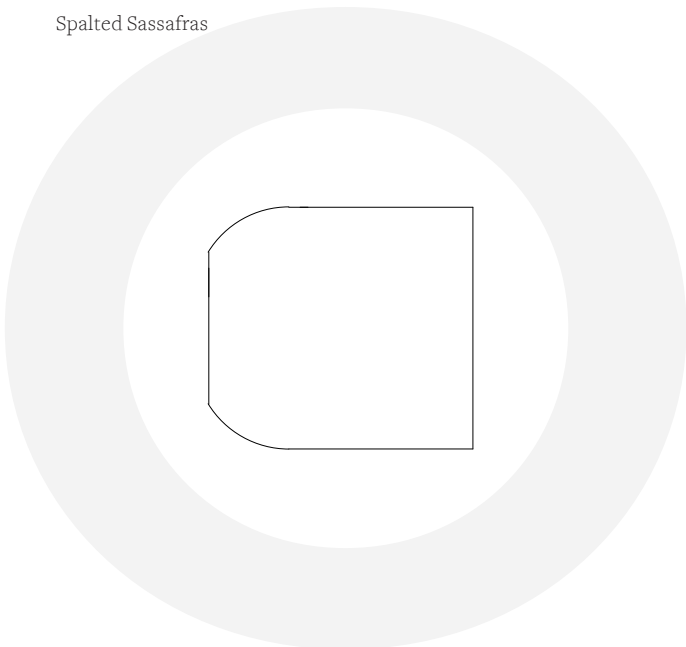
Horton Close - Kennedy Nolan Architects



KAPOW



Spalted Sassafras



AVAILABLE SIZES

32 \varnothing | 30mm projection


DETAILS

Surface Mount Installation

HALF-MOON



American Rock Maple




AVAILABLE SIZES

36ø | 27mm Projection

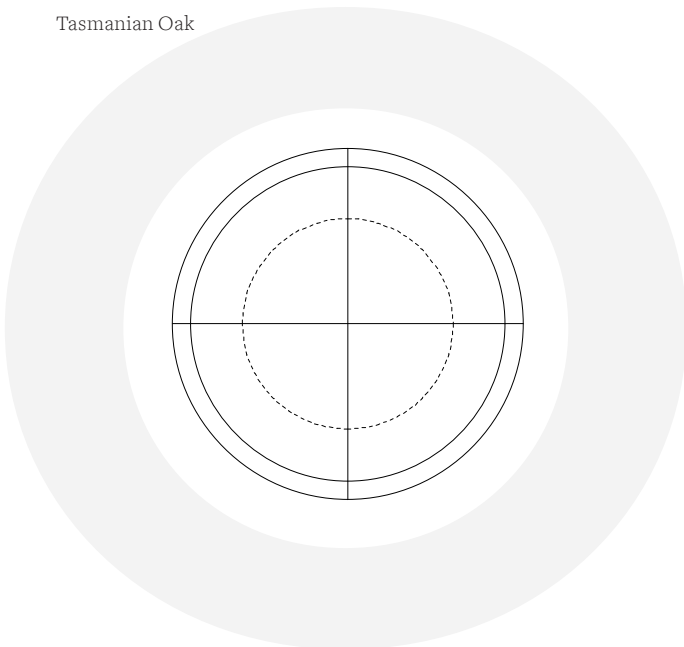
DETAILS

Surface Mount Installation

BIG KAHUNA



Tasmanian Oak



AVAILABLE SIZES

200Ø | 30mm projection

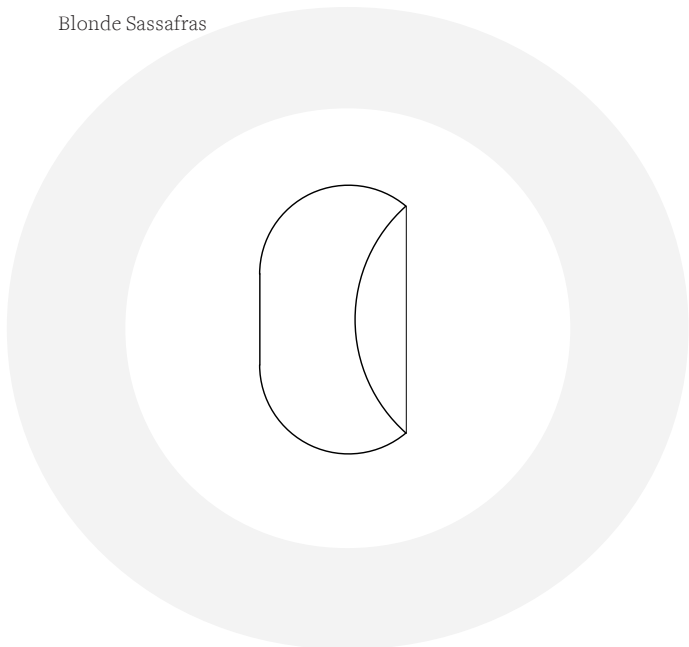
DETAILS

Surface Mount Installation
to 4 intersecting door edges

DIPPER



Blonde Sassafras



AVAILABLE SIZES

47 \varnothing | 26mm projection

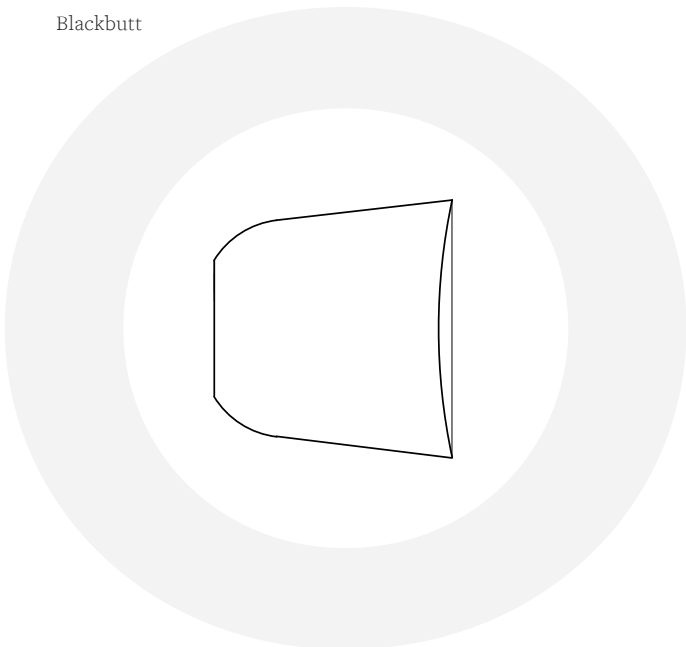
DETAILS

Surface Mount Installation

SPINNER



Blackbutt



AVAILABLE SIZES

32-38ø | 35mm projection


DETAILS

Surface Mount Installation



 Derek Swalwell

Horton Close - Kennedy Nolan Architects





Tasmanian Oak with Black Stain

STAIN

We offer all of our items in a black stain, with single pack lacquer clear finish.

We provide items in a raw finish for all other colours.

TIMBER SPECIES



Tasmanian Oak



Blackheart Sassafras



Blonde Sassafras



Spalted Sassafras



Tasmanian Blackwood



Celery Top Pine



Huon Pine



Myrtle



Tallowwood



Blackbutt



Spotted Gum



American White Oak



European Oak



Smoked European Oak



American Walnut



American White Ash



American Roasted Ash



Black Stain on
Tasmanian Oak

THE TIMBERS

Our timbers are sourced locally, within Tasmania, from mainland Australia and internationally.

As long as it can be turned, and meets the FSC guidelines, we can obtain any timber species to meet your project needs.


Our standard clear hardwax and lacquer finishes are available in MATTE, SATIN & GLOSS.

PLEASE NOTE: Timber is a natural material and varies greatly. These pictures are indicative only.

NEW RELEASES



Plywood



FOLLOW US!

Our range is continually expanding. We often experiment with new ideas, new shapes, new materials.

Follow us on facebook and instagram to see the latest;



facebook.com/interia.designandarchitecture



[@interia_dean](https://instagram.com/interia_dean)

CONTACT



EMAIL

design@interia.com.au

PHONE

(03) 62399651

WRITE

13 Balemō Street
South Arm
Tasmania 7022



© Derek Swalwell

Westgarth House - Kennedy Nolan Architects

